

DOI: <https://doi.org/10.34069/AI/2023.61.01.9>

How to Cite:

Zablodska, I., Rohozian, Y., Blyzniuk, V., Vartanova, O., & Derzhak, N. (2023). Monitoring of the life quality of population in Europe and Ukraine in the war conditions. *Amazonia Investiga*, 12(61), 80-91. <https://doi.org/10.34069/AI/2023.61.01.9>

Monitoring of the life quality of population in Europe and Ukraine in the war conditions

Моніторинг якості життя населення в Європі та в Україні в умовах війни

Received: January 15, 2023

Accepted: February 20, 2023

Written by:

Inna Zablodska³³<https://orcid.org/0000-0002-1410-6194>**Yuliia Rohozian**³⁴<https://orcid.org/0000-0001-5325-4213>**Viktoriia Blyzniuk**³⁵<https://orcid.org/0000-0003-2265-4614>**Olena Vartanova**³⁶<https://orcid.org/0000-0002-8706-6437>**Nataliia Derzhak**³⁷<https://orcid.org/0000-0003-0121-621X>

Abstract

This scientific work is dedicated to highlighting important economic issues related to the quality of life of the population in Europe. The results of this work were obtained through the prism of the research of scientific approaches to the analysis of the quality of life, which made it possible to analyze the indices' values of the quality of life of the population in the cities and countries of Eastern Europe, as well as Ukraine today, when it is suffering from full-scale Russian military aggression and is fighting for its survival. The authors highlighted three planes of the general architecture of the concept based on social quality of life of the population in Ukraine and visualized the scientific concept of social quality of life with a European orientation.

Keywords: quality of life, population, monitoring, military actions, Ukraine, indices, cities and countries of Europe.

Анотація

Дана наукова робота присвячена висвітленню важливих економічних питань, пов'язаних із якістю життя населення на території Європи. Результати даної роботи отримано крізь призму дослідження наукових підходів до аналізу якості життя, що дало можливість проаналізувати значення індексів якості життя населення в містах та країнах східної Європи, а також України у сьогоденні, коли вона потерпає від повномасштабної російської військової агресії та бореться за своє виживання. Авторами виділено три площини загальної архітектури концепції соціальної якості життя населення в Україні та візуалізовано наукову концепцію соціальної якості життя з європейською орієнтацією.

Ключові слова: якість життя, населення, моніторинг, воєнні дії, Україна, індекси, міста та країни Європи.

³³ Doctor of Economic Sciences, Professor, Head of the Luhansk branch of the State Organization "V. Mamutov Institute of Economic and Legal Research of the National Academy of Sciences of Ukraine", Ukraine.

³⁴ Doctor of Economic Sciences, Senior Researcher, Deputy Head of the Department of Interregional Cooperation Issues, State Organization "V. Mamutov Institute of Economic and Legal Research of the National Academy of Sciences of Ukraine", Ukraine.

³⁵ Doctor of Economic Sciences, Professor, Head of the Department of Socio-Economic Problems of Labor of the State Organization "Institute for Economics and Forecasting of the National Academy of Sciences of Ukraine", Ukraine.

³⁶ Doctor of Economic Sciences, Professor, Professor of the Department of Management and Smart-Innovations, Kyiv National University of Technology and Design, Ukraine.

³⁷ Candidate of Economic Sciences, Docent, Associate professor of the Department of Marketing and Behavioral Economics, KROK University of Economics and Law, Ukraine.



Introduction

In the modern world, a person's perception of his position in life in the context of the culture and value systems in which he lives is the main criterion and goal of economic development of any country in the world. This perception is closely related to the quality of life among population as is an economic-philosophical category, which constantly evolves and defines material and spiritual comfort of people living. However, each social and political system provides a certain level and character of life quality, which is impeach dependent on the state of economy of a particular state. Therefore, there is a direct dependence of the person or society expectation for a good life on a territorial socio-economic development.

Ukraine's aspiration to Europe and accession to the European Union is impossible without a significant improvement in the concept of health, comfort, and happiness experienced by the population. At the same time, this process depends on the social and political system, and thus on the prospects of the state's development. But one can state that today in practice of management of social and economic development of Ukraine the level and quality of life among population has a strategic character because of the war that Russia has waged and the destruction of the country.

Because of the war, every Ukrainian has a subjective sense of himself and his life depending on the territory of residence, and a wide range of indicators and indices are used to obtain an objective assessment of these processes. They are usually grouped into three blocks: economic, ecological and social, that is, in the context of sustainable development. Therefore, constant monitoring of indicators (indices) of the quality of life of the population allows to determine the place of each country among other countries of the world or Europe. As for Ukraine, in these difficult conditions, it is even more important due to the need to restore infrastructure in the country's destroyed cities to ensure high quality of life for people. To eliminate the indicated negative war consequences, it is important to analyze the key indicators that characterize the efficiency of all aspects of human life, the level of satisfaction of material, spiritual and social needs, the level of intellectual, cultural and physical development, as well as the degree of life security as a recovery driver of Ukrainian territories. In this way, the purpose of this work is to get the results of monitoring of the quality-of-life indices of the population in the European

countries and to highlight this process in the cities of Ukraine in the conditions of war in order to make more informed management decisions in the affected territories.

Theoretical Framework or Literature Review

The issues of analysis and estimation of the quality of population life are considered in the works of foreign scientists. Bayle et al., (2000), Campbell, A. (1981), Charlemagne-Badal, S.J., Lee, J.W. et al., (2015), D'Souza, R. (2021) investigated the general theoretical issues related to the quality of life of the population. Instead, the scientific and methodological principles of assessing the standard of living of the population found their coverage in scientific works of Liu, B. (1976), Marsella, A.J., Levi, L. & Ekblad, S. (1997), Matanov et al. (2013), Montfort, M., Tapsoba, R., Tapsoba, S. (2015), Petróczy, D. (2021). There are also studies related to the conceptual provisions of the quality of life of the population through the prism of the geosystem approach and the main provisions of the concept of sustainable (balanced) development. Among the authors of these works: Sollis, K., Yap, M., Campbell, P., Biddle, N. (2022), Van der Boor, C.F., Amos, R., Nevitt, S. (2020) and others.

Ukrainian scientists also have an experience in a scientific issue about the quality of life with reference to the development of territories during the war in Ukraine as well as the typification of the west regions according to the specifics of the political component of this process. Among the scientists of our country dealing with this issue: Heyets, V. (2021), Zablodska, I., Sieriebriak, K., Balakireva, O. (2022), Rohozian Yu., Hrechana S., Kuzmenko O. et al., (2020), Sitnikova, N. (2017), Shults, S., Lutskiv, O., Simkiv, L., & Andrusiv, U. (2021) and others. Recognizing the significant scientific results of these scientists, it is important to note that the issue of monitoring and analyzing the standard of living of the population of Ukraine under martial law is insufficiently covered in the domestic economic literature, and foreign developments require adaptation to the realities of the modern economy, taking into account its specificities. At the same time, the existing achievements do not correlate the quality of life in Europe and Ukraine, which is very important for the implementation of the Association Agreement between the EU and our country, as well as for the improvement of the life of the population of the war-affected territories.

Methodology

Methodology of this research is based on four levels of knowledge: the general philosophical level (set of joint views and knowledge about phenomena connected with the concept of quality of life); general scientific level (understanding of common approaches, principles, instruments, indicators, indices for measuring the quality of life amid population) and specific science methodology (combined Ukrainian and European experience in the quality of life among population in the military conditions).

It is advisable to conduct such monitoring in the conditions of using the data of the site Numdeo, which contains the world's largest database of life (Numdeo, 2022). Numdeo is a crowdsourcing global data base on quality of life: Living indicators, crime rates, health care quality, transport quality, and other statistical data. Numdeo allows you to compare information about quality of life in cities and countries of the world. The methods of comparative analysis, grouping, graphic visualization etc. are also used for this research.

In general, the methodology of assessing the quality of population life is an important analytical and monitoring tool of public administration, which allows to set the strategic development of the country for the medium term, to develop social and economic policy (International Association on Social Quality, 2020), taking into account its influence on the quality of life, first of all, the most vulnerable groups of the population; to carry out analysis of the current level of socio-economic development of the country; assess social progress, etc. In addition, the work uses methods of comparison and analysis (in the context of practical experience of quality of life among population in cities and countries of Europe), groups and graphic method of information processing (in the context of quality-of-life measurement and the national matrix of its indicators), official normative-legal acts, scientific-practical researches of leading scientists and economists.

Results and Discussion

1. *Scientific approaches to the analysis of the quality of population life*

The work carried out within the framework of the Club of Rome contributed to the wide discussion of problems of quality of life and quality of population in relation to economic growth.

However, only in the last decades of the XX century there was a significant turn to these problems in economic theory. There is an increasingly obvious limitation of the neoclassical approach to development problems, which is especially characterized by the subordination of the human to economic goals and objectives; the sharp deepening of social contradictions and the inability to solve them on the basis of traditional approaches of economic theory; the rapid development of institutional nationalism and the expansion of the scope of institutional approach; change of the role of man in ensuring economic growth, strengthening of the influence of sociology on economic science. That is why the end of 80s and the beginning of 90s were marked by the formation of concepts and theories in which the role of man was considered in a new way. First of all, it is the concept of sustainable development and the concept of human development, whose primary idea is that a person is the goal of economic growth, not his resource. The unifying component of both concepts is the quality of life, which in the first case acts as a criterion, and in the second, as a necessary condition. The study was initiated by UN agencies. Theoretical constructions were supplemented by development of uniform methodological principles of estimation of corresponding indicators. According to the World Bank's estimates, the increase in human development costs is now a strategic line of development in most countries. Indicators of quality of life and human development become the criterion of decision-making in the sphere of economic and social policy in the activity of an increasing number of states and intergovernmental organizations (Sitnikova, 2017).

The quality-of-life philosophy at the beginning of the XX century comes to the fore in strategic planning in the most developed countries of the world, for instance, in Canada, the United Kingdom, Sweden, Japan, New Zealand, etc., because due to quality of life it is possible to carry out an integral evaluation of management effectiveness in conditions of transition to a post-industrial society. The quality of life is interpreted as a complex integral characteristic of the ways of interaction of a person with its social environment, which reflects the level of realization of human rights and its social freedom, possibilities of comprehensive development of a person, a combination of material, cultural and spiritual values.

However, the quality of life amid population in the countries and cities of Europe must be

monitored and analyzed constantly and systematically, taking into account the consequences of the war that intensified in Ukraine in February 2022, which underscores the importance of conducting this research.

The quality-of-life assessment is carried out directly with the help of indicators and indices aimed at studying individual aspects of human and social life, table 1.

However, in recent decades the concept of social quality of life has become more relevant, which

consists in comprehensive research and understanding of modern social processes with the aim of establishing mutual understanding between social structures and actions of citizens and taking into account the prospects of expanding the rights and opportunities of citizens; strengthening the role of citizens in their communities; promoting personal development of citizens so that they can develop their own requirements for social quality of living conditions every day.

Table 1.
Quality of life Estimations Indices

Name	The entity that performs the calculation	Calculation principle	Indicators	Number of countries covered
Human Development Index	United Nations Development Programme (UNDP)	Geometric mean of three indices	Life expectancy, education, gross national income	187
Prosperity Index	Research organization Legatum Institute	Integrated assessment of parameters	Economy, business development and opportunities level, public administration, education, health care, security level, personal freedom, social capital 39 criteria of assessment: political and social environment, economic indicators, availability of certain restrictions, quality of health care system, quality of education system, availability and cost of housing, cultural life, climate and probability of natural disasters	110
Index/rating of cities with the highest quality of life	Consulting company Mercer Human Resource Consulting	Rating assessments	Health, education, material wealth, civic activity, political freedom, social, environmental, economic and physical security	215 cities of the world
Gallup life Quality Index	Gallup Institute	Sociological survey of quality of life	Health, education, material wealth, civic activity, political freedom, social, environmental, economic and physical security	Changes from year to year
National matrix of indicators of the quality of population life in Ukraine	M.V. Ptukha Institute for Demography and Social Studies	Human Development Index according to the Method of monitoring of regional human development	Six blocks, 33 indicators	1

(Source : Libanova et al., 2013)

In order to ensure an adequate assessment, Ukraine uses the national matrix of indicators as

adapted to state statistics as much as possible, table 2.

Table 2.
National indicator matrix of quality of life

Environment	Blocks		
	Objective evaluation State	Current situation	Subjective evaluation
Nature environment			
Ecology	Nature environment	Environmental situation	Assessment of environmental situation
Social environment			
Health	Health care system	Health of the population	Assessment of the health care system and own health
Education	Education system	Education of the population	Evaluation of education system and own education
Security	The Crimean-genic environment	The Crimean situation	Assessment of personal safety
Culture, art, rest	Sphere of culture, art, tourism	Activity of population in the sphere of culture, art, tourism	Attitude to culture, art, tourism
Housing	Housing market	Housing conditions	Assessment of living conditions and amenities
Transport	Transport infrastructure	Transport safety	Assessment of transport operations
Economic environment			
Economy	The state of the economy	Welfare	Assessment of financial situation
Employment	Labor market	Employment and working conditions	Assessment of employment situation
Social and political environment			
Civil activity	Development of civil society	Social and political situation	Assessment of socio-political situation
Social environment	The state of the social environment	Social identity	Social well-being

(Source: Libanova et al., 2013)

Libanova, E.M., Hladun, O.M., Lisohor, L.S. they distinguish five consecutive stages of theoretical re-thinking of social quality of life (Libanova et al., 2013):

1. The end of 1940 is the beginning of 1960 years. During this period, as social indicators, indicators of social accounts systems, etc. were used.
2. 1960-th years – the period of creation of the first complex systems of social indicators; indices of personal satisfaction, different spheres of life activity are developed. Social indicators receive practical application during the determination of social policy goals, for evaluation of various social programs.
3. 1970–1990-th years – this period is characterized by setting of tasks of development of a complex of social indicators and formation of general requirements to systems of social indicators.
4. 1990-ies – 2014 – is characterized by attention to issues of social and economic planning, improvement of welfare, improvement of living conditions and quality of life. The quality of life becomes

an integrated indicator of social programs, projects evaluation, determines the living conditions.

5. The modern stage from 2014 till now is the concept of European quality of life.

The implementation of the basic provisions of the scientific concept of social quality in Ukraine is carried out through the implementation of the Human Development Strategy till 2025, which provides for the analysis of the dimensions of social quality of life in Ukraine in terms of the following: social and economic security, social cohesion, social inclusion, social opportunities.

By Presidential Decree No. 225/2021 of June 2, 2021, the Human Development Strategy till 2025 (Decree No. 225/2021, 2021) was approved.

The aim of the Strategy implementation is to create conditions for the comprehensive development of the person during life, to expand opportunities for realization of potential and freedom of the person, its civic activity for the sake of forming a cohesive community of citizens capable of active creative collaboration in harmonious, balanced and sustainable

development of the state. The achievement of this goal is expected to improve the key indicators of human development, such as life expectancy, access to high-quality physical and sports services, access to quality life-long education, decent living standards, and optimization of the link between economic growth and human development, in particular by increasing investments in quality infrastructure renovation of key areas of human development, Development of social sphere and equitable distribution of economic resources (Decree No. 225/2021, 2021).

The general architecture of the concept of social quality of population life, according to Gubaidullina, N.K. defined in three fillers.

These are, first, processes, which are caused by the basic factors, which have cognitive or emotional coloring: personal security; public recognition; social reaction; personal abilities.

Secondly, the orientations, which are determined by the following normative factors: social justice (equality); solidarity; equality of approaches of social evaluation; human dignity.

Third, opportunities characterized by the following factors: social and economic security; social cohesion, which is manifested through partnership and cooperation; social inclusion (inclusion); empowerment (social opportunities)

of human beings. The latter area defines the conditions of social-qualitative functioning of society, which is manifested by the interdependency of individual persons self-realization and the level of development of social relations: people have access to the necessary material base and socio-economic benefits (social and economic protection of the population connected with employment, social guarantees, education, health care, Personal security, etc.); people have the opportunity to interact with each other (empowerment that means the ability of citizens to realize individual potential, control their own lives and to use all their possibilities); people have access to the necessary social institutions, including schools, labor market, public organizations, etc. (the institution); people adhere to norms and maintain social values (social cohesion and partnership) (Gubaidullina, 2014).

Thus, the concept of social quality of the population life is a new standard, intended for assessment of economic (welfare), social-cultural (realization of creative potential) and social (public activity) aspects of human life. Such a standard improves democratic relations at the national level, promotes social justice and equality in communities and society as a whole.

The scientific concept of social quality of life with European orientation is presented on Fig. 1.




Figure 1. Dualism of features of efficient special mode of economic development after war (Source: own processing)

The concept of social quality of life with European orientation provides analysis of quality-of-life indices among population in cities and countries of Europe.

2. *Analysis results of quality-of-life indices in cities and countries of Europe*

The social quality-of-life index is estimated by the following dimensions: cost of life, purchasing power, safety, health care, ratio of real estate price and income, travel time, pollution level,

climatic conditions. The quality-of-life index is an estimation of the overall quality of life by means of an assessment formula that takes into account the Purchasing power index (the higher the better), Pollution index (the lower the better), the ratio of real estate price and income (the better), the Cost-of-living index (the lower the better), Index security (the higher the better), the Health care index (the higher the better), the Travel time index (lower the better), and the Climate Index (the higher the better) (Numbeo, 2022).

The monitoring and ranking of the world population's quality-of-life indices (in 2022) proves that the best quality of life in Australia

(228,41) and the worst in Philippines (47,5) (Numbeo, 2022).

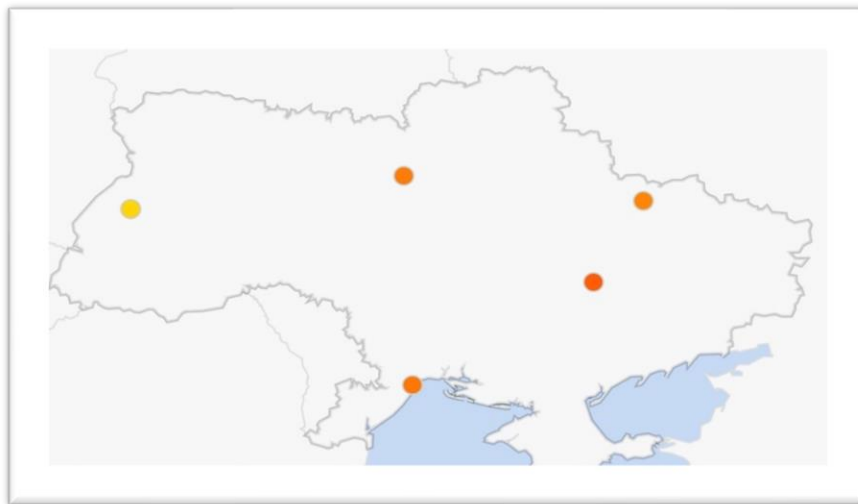


Figure 2. Map of Ukraine and cities where the measure of quality of life was conducted. (Source: Numbeo, 2022)

Table 3 shows the results of monitoring the quality-of-life indices in Eastern Europe in 2022. The best quality of life in Prague (Czech Republic) is 161,59, the worst in Russia (Novosibirsk) is 82,31. As for Ukraine, the Lviv quality-of-life index is 134,53, in Kharkiv - 111,78, in Kyiv 108,80, in Odesa - 106,88 and in

the Dnipro - 99,30 (Numbeo, 2022). If you look at the map of Ukraine (Fig. 2) and the city where the measure of quality of life in the conditions of war was carried out, it is obvious that in front-line cities (in the South and East) the standard of living will be lower.

Table 3.
Monitoring results of quality-of-life indices in cities/countries of Eastern Europe

Rank	City / Country	Quality-of-life index	Purchasing power index	Index security	Health care index	Cost-of-living index	The ratio of real estate price and income	Travel time index	Pollution index	Climatic index
1	Prague, Czech Republic	161.59	75.28	75.42	74.66	48.60	19.44	32.15	33.92	80.67
2	Brno, Czech Republic	160.20	74.94	74.01	74.26	44.52	16.61	25.88	42.82	78.17
3	Timisoara, Romania	155.86	61.91	76.55	71.43	34.10	10.57	23.33	56.18	82.05
4	Bratislava, Slovakia	150.22	69.25	70.17	57.38	47.07	15.93	31.01	39.41	80.72
5	Cluj-Napoca, Romania	149.39	57.71	77.80	64.35	38.21	15.16	29.54	44.05	74.35
6	Nizhny Novgorod, Russia	145.58	43.25	71.65	76.35	46.13	14.25	27.27	31.13	45.51
7	Varna, Bulgaria	139.00	54.94	63.37	62.47	35.28	9.28	29.53	60.65	85.08
8	Lviv, Ukraine	134.53	46.32	61.65	61.74	24.96	11.43	32.10	49.12	69.61
9	Warsaw, Poland	133.35	67.34	71.75	58.15	39.94	15.04	35.38	61.30	74.61
10	Kaliningrad, Russia	131.75	42.23	68.66	55.39	44.64	13.30	32.57	48.22	73.69
11	Lasi, Romania	130.93	51.98	68.87	56.33	34.65	11.72	34.26	58.28	73.04
12	Gdansk, Poland	130.47	65.40	67.12	49.71	36.83	16.37	31.86	57.49	75.51
13	Budapest, Hungary	129.29	59.62	65.00	52.50	40.07	14.74	39.15	53.80	78.41
14	Wroclaw, Poland	127.98	61.85	67.71	51.76	38.16	13.15	34.80	64.62	78.39
15	Poznań, Poland	127.61	65.13	67.72	50.65	35.30	14.97	32.92	65.10	77.41
16	Sofia, Bulgaria	126.41	62.18	57.77	57.55	42.38	10.23	30.49	68.98	76.01
17	Krakow, Poland	124.86	68.41	70.02	53.16	38.09	15.06	31.42	73.22	73.86
18	Lodz, Poland	122.83	64.18	57.07	50.28	33.94	11.33	35.66	66.91	77.02
19	Bucharest, Romania	121.86	60.22	72.06	55.01	39.19	10.81	41.00	75.35	75.61
20	Katowice, Poland	121.11	70.88	57.35	40.67	36.78	11.20	33.17	67.32	72.49
21	Chisinau, Moldova	120.37	40.93	55.55	50.99	31.29	10.46	27.41	63.77	76.91
22	Moscow, Russia	116.48	66.62	63.11	65.96	51.59	19.19	50.44	55.72	55.83
23	Minsk, Belarus	115.14	38.47	41.56	47.63	36.82	14.90	29.93	41.99	64.37
24	Kharkiv, Ukraine	111.78	41.50	51.36	48.24	23.81	12.11	38.18	57.00	65.35
25	Kyiv, Ukraine	108.80	43.20	54.55	57.55	29.30	14.13	43.06	65.26	69.95
26	Odesa, Ukraine	106.88	34.29	47.16	50.93	25.98	14.71	36.56	62.30	79.00
27	Saint Petersburg, Russia	100.81	45.41	60.41	60.54	54.05	21.39	47.90	61.85	60.64
28	Yekaterinburg, Russia	99.78	67.48	53.75	51.12	49.35	8.74	37.93	73.49	21.33
29	Dnipro, Ukraine	99.30	38.73	47.69	53.17	25.78	11.82	33.00	80.37	69.52
30	Novosibirsk, Russia	82.31	37.33	52.73	56.62	48.88	15.10	40.00	70.55	16.14

(Source: Numbeo, 2022)

One should pay attention to the Index security, which is low in cities under the attack of Russia. This index will decrease even more over time until the war continues. In Fig. 3 the results of the quality-of-life measurement in cities of Ukraine

are presented by complementary indices (Purchasing power index (I1), Pollution index (I2), the ratio of real estate price and income (I3), Cost-of-living index (I4), Index security (I5), Health care index (I6), Travel time index (I8).

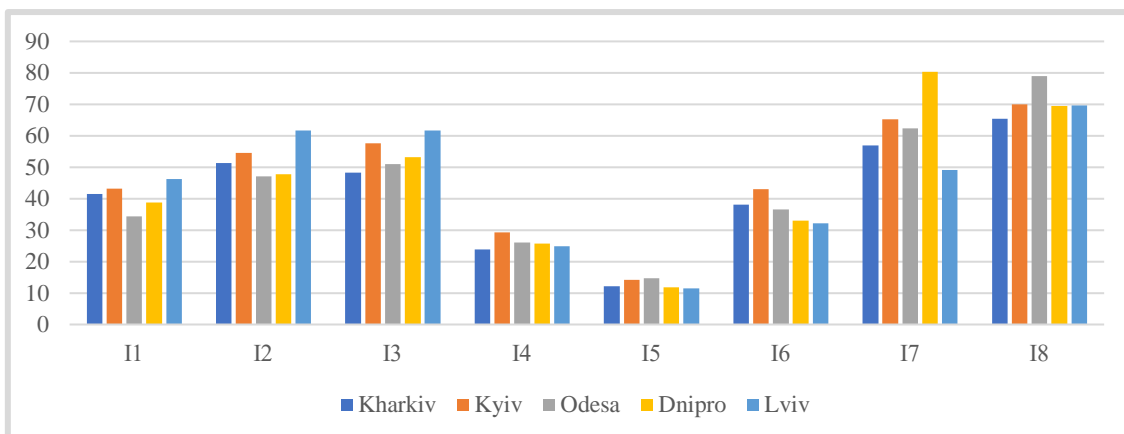


Figure 3. The results of the quality-of-life measurement in cities of Ukraine with complementary indices. (Source: Zablodska et al., 2022)

Of course, the war in Ukraine has affected the quality of population life, but in Western Ukraine, Lviv, living standards are certainly higher than in the East, Central and South of the country. In 2022 the quality-of-life index in Lviv is equal to 134,53, in 2021 – 121,96, in 2020 –

119,16, that is, it is possible to say that despite the war quality of life amid population has increased. As for Ukraine as a whole, the results measured the quality of life in 2022 are shown in Table 4.

Table 4.

Quality of life measure in Ukraine in 2022

Measure	Index	Characteristic
Pollution index	62.15	High
Climatic index	70,69	High
The ratio of real estate price and income	12.23	High
Security index	53,58	Moderate
Health care index	55.33	Moderate
Travel time index	37,78	Moderate
Purchasing power index	41.47	Low
Cost-of-living index	25.02	Very low
Quality-of-life index:	114.01	Low

(Source: Numbeo, 2022)

Thus, in 2022 the quality-of-life index of the population trusted 114,01 (low), it is 24 among the countries of Europe, and seventh among the countries of Eastern Europe. In 2021, Ukraine also ranked seventh among Eastern European

countries (107, 8). In 2020, the index was 105,26, and the place was eighth. That is, the quality of life of the population in Ukraine has increased every year, over the last three years, Table 5.

Table 5.
Dynamics of changes in the quality-of-life index in the countries of Eastern Europe

2020			2021			2022		
Rank	Countries	Index	Rank	Countries	Index	Rank	Countries	Index
1	Czech Republic	154,70	1	Czech Republic	157,49	1	Czech Republic	163,78
2	Slovakia	149,93	2	Slovakia	147,09	2	Slovakia	150,50
3	Belarus	133,52	3	Hungary	134,54	3	Hungary	136,22
4	Romania	131,69	4	Romania	130,86	4	Poland	132,16
5	Hungary	128,40	5	Poland	127,79	5	Romania	131,09
6	Bulgaria	127,14	6	Bulgaria	126,88	6	Bulgaria	128,96
7	Poland	125,20	7	Ukraine	107,80	7	Ukraine	114,01
8	Ukraine	105,26	8	Belarus	107,15	8	Belarus	109,60
9	Russia	101,57	9	Russia	97,91	9	Russia	103,19

(Source: own processing)

Thus, the monitoring of the quality-of-life indices among population in Ukraine and other European countries proved that in Ukraine the quality of life increased every year, but because of the war on the territories that are along the front line – the quality of life has significantly decreased. It is possible to assume that these facts became one of the arguments for the beginning of a full-scale aggression by Russia.

The results of this research were obtained within the framework of the scientific-research work of the National Academy of Sciences of Ukraine related to the construction of priority development areas in the context of armed conflict: assessment of resultiveness and efficiency. The armed conflict, which is now being developed on the territory of Ukraine, has forced the state authorities and local governments to reconsider some aspects of the development of the territories.

That is why the adoption of the Law of Ukraine “On amendments to certain Legislative acts of Ukraine concerning the principles of state regional policy and the policy of renewal of regions and territories” has recently resulted in substantial changes, which suspended the norms on the creation and functioning of priority development areas. Their functioning has been transformed into the creation types of territories on functional grounds, which is connected with the future processes of restoration and reconstruction of war-affected territories of Ukraine.

In accordance with these changes, it defines that for planning of restoration and stimulation of development of regions and territories, as well as with the purpose of introduction of special mechanisms and instruments by executive authorities and local self-government bodies, the following functional types of territories are

defined: territory of restoration; regional poles of growth; territories with special conditions for development; territory of sustainable development.

The areas of recovery are microregions, territorial communities where the fighting took place and/or were temporarily occupied, and/or whose territories were destroyed by the destruction of critical infrastructure, social infrastructure, housing fund facilities as a result of the fighting, and also characterized by a sharp deterioration of the level of socio-economic development and significant movement of population to other regions and/or other countries.

The regional growth poles are microregions, territorial communities characterized by much better geographical, demographic, socio-economic indicators of development compared to other similar regions of the region, and whose growth has a positive impact on neighbouring territories, regions and/or in general.

Territories with special conditions for development are theatres, microregions, territorial communities, whose level of socio-economic development is low or where there are natural, demographic, international, security or other objective restrictions on the use of the territory's potential for development. In order to apply differentiated development support measures, separate functional types of territories with special conditions for development are defined.

Sustainable development territories are self-sufficient micro-regions, territorial communities with existing socio-economic potential of the territories and are capable of balanced development in economic, social and environmental spheres.

Based on these provisions, it is assumed that it provides for territories where special economic conditions can be introduced for the full restoration of economy, where the indicator of the quality of life of the population will play a key role. The authors predict that the results of this research will form the basis of further scientific works, which will be devoted to theoretical and methodological principles and instruments of stimulation of development of depressed territories by encouraging the activity of economic entities in the defined settlements in order to improve the quality of life of residents of these territories. In order to assess the quality of life of the population and the resultiveness/efficiency of development of affected areas from war, a pool of indicators, indices and indicators (especially economic ones) is needed, which requires further research.

Conclusions

Theoretical studies on the quality of population life have proved that the philosophy of quality of life is constantly developing and deepening. There is an obvious limitation of the neoclassical approach to human development problems due to the sharp deepening of social contradictions and inability to solve them on the basis of traditional approaches of economic theory. There is a change in the role of man in ensuring economic growth, and the influence of sociology on economic growth.

Many indicators and indices are used to analyse and monitor the quality of life and human development of the world, aimed at studying individual aspects of human and social life. In order to ensure an adequate assessment, Ukraine uses the national indicator matrix as adapted to state statistics as much as possible.

In recent decades, the concept of social quality of life has become more relevant, which consists in comprehensive research and understanding of modern social processes with the aim of establishing mutual understanding between social structures and actions of citizens and taking into account the prospects of expanding the rights and opportunities of citizens; strengthening the role of citizens in their communities; promoting personal development of citizens so that they can develop their own requirements for social quality of living conditions every day. And scientists identify five consecutive stages of theoretical re-thinking of social quality of life.

The implementation of the basic provisions of the scientific concept of social quality in Ukraine is carried out through the implementation of the Human Development Strategy till 2025, and the general architecture of the concept of social quality of life is defined in three layers: processes, orientations and opportunities. That is why the scientific concept of social quality of life with European orientation has been tested.

The social quality-of-life index is estimated by many dimensions/indices as: cost of life, purchasing power, security, health care, ratio of real estate price and income, travel time, pollution level, climatic conditions. The monitoring and ranking of the world's population's quality-of-life indices in 2022 proves that the best quality of life in Australia and the worst in Philippines. The best quality of life in Prague (Czech Republic) and the worst in Russia (Novosibirsk).

Of course, the war in Ukraine has affected the quality of life amid population, but in Western Ukraine, Lviv, living standards are certainly higher than in the East, Central and South of the country. Thus, in 2022 the quality-of-life index of the population is low, Ukraine has 24 place among the countries of Europe, and seventh place among the countries of Eastern Europe. However, the quality of life among the population in Ukraine has increased every year during the last three years, but on the territories that are along the front line – the quality of life has significantly decreased. And the quality-of-life index in Ukraine will decrease even more over time, while the war will continue.

Bibliographic references

- Bayle, B., Kemoun, G., Migaud, H., & Thevenon, A. (2000). Comparison of two modes of administration of a personalized quality of life scale in a longitudinal study of total hip arthroplasty. *Joint Bone Spine*, 67(2), 101-106.
- Campbell, A. (1981). *The Sense of Well-being in America: Recent Patterns and Trends*. New York: McGraw_Hill.
- Charlemagne-Badal, S.J., Lee, J.W., Butler, T.L., & Fraser, G.E. (2015). Conceptual Domains Included in Wellbeing and Life Satisfaction Instruments: A Review. *Applied Research in Quality of Life*, 10(2), 305-328, <https://doi.org/10.1007/s11482-014-9306-6>
- Decree No. 225/2021. On Human Development Strategy. Decree of the President of Ukraine dated June 2, 2021. Retrieved from

- <https://zakon.rada.gov.ua/laws/show/225/2021#n2> [In Ukrainian].
- D'Souza, R. (2021). Quality of Life in the Perspectives of Teachers in COVID 19 Pandemic Era: Implications for Funding Allocation for Faculty Well-being Initiatives. *Studies of Applied Economics*, 39(12), 1-11. Retrieved from <https://ojs.ual.es/ojs/index.php/eea/article/view/6315/5671>
- Gubaidullina, N.K. (2014). European theory of social quality and quality of life theory. *Bulletin of Economics, Law and Sociology*, 1, 144-148. URL: <https://cyberleninka.ru/article/n/evropeyskaya-teoriya-sotsialnogo-kachestva-i-teoriya-kachestva-zhizni> [in Russian].
- Heyets, V. (2021). Endogenous Social Progress as a Source of Economic Growth. *Economist, Polish Economic Society*, 1, 167-181, <https://doi.org/10.52335/dvqigjykykff6>
- International Association on Social Quality. (2020). Elaboration of the Theory of Social Quality Retrieved from <http://www.socialquality.org/theory/>
- Libanova, E.M., Hladun, O.M., & Lisohor, L.S. (2013). Measuring the quality of life in Ukraine: Analytical Report [In Ukrainian], Retrieved from https://www.idss.org.ua/monografii/UNDP_QoL_2013_ukr.pdf [In Ukrainian].
- Liu, B. (1976). Social Quality of Life Indicators for Small Metropolitan Areas in America. *International Journal of Social Economics*, 3(3), 198-213. <https://doi.org/10.1108/eb013800>
- Marsella, A.J., Levi, L., & Ekblad, S. (1997). The importance of including quality-of-life indices in international social and economic development activities. *Applied and Preventive Psychology*, 6(2), 55-67, [https://doi.org/10.1016/S0962-1849\(05\)80011-3](https://doi.org/10.1016/S0962-1849(05)80011-3)
- Matanov, A., Giacco, D., Bogic, M., Ajdukovic, D., Franciskovic, T., Galeazzi, G. M., ... & Priebe, S. (2013). Subjective quality of life in war-affected populations. *BMC Public Health*, 13(624), <https://doi.org/10.1186/1471-2458-13-624>
- Montfort, M., Tapsoba, R., & Tapsoba, S. (2015). A Quest for Quality. *Finance & Development*, 52(2). Retrieved from <https://www.imf.org/external/pubs/ft/fandd/2015/06/mlachila.htm>
- Numbeo. (2022). Quality of Life Retrieved from <https://www.numbeo.com/quality-of-life/>
- Petróczy, D.G. (2021). An alternative quality of life ranking on the basis of remittances. *Socio-Economic Planning Sciences*, 78, 101042, <https://doi.org/10.1016/j.seps.2021.101042>
- Rohozian, Y., Hrechana, S., Kuzmenko, O., Derzhak, N., Kuchmenko, V., & Plietnov, M. (2020). Sustainable development management of local territories in the Eastern Ukraine in conditions of military conflict: identification criteria. *European Journal of Sustainable Development*, 9(3), 425-442, <https://doi.org/10.14207/ejsd.2020.v9n3p425>
- Shults, S., Lutskiv, O., Simkiv, L., & Andrusiv, U. (2021). Analysis of the Dynamics of Structural Processes in the Context of Ensuring Sustainable Development. *European Journal of Sustainable Development*, 10(1), 153-167, <https://doi.org/10.14207/ejsd.2021.v10n1p153>
- Sitnikova, N.P. (2017). Approaches to quality-of-life determination for use in the process of strategic planning of socio-economic development. *Agroworld*, 12, 49-53 [In Ukrainian].
- Sollis, K., Yap, M., Campbell, P., & Biddle, N. (2022). Conceptualisations of wellbeing and quality of life: A systematic review of participatory studies. *World Development*, 160, <https://doi.org/10.1016/j.worlddev.2022.106073>
- Van der Boor, C.F., Amos, R., Nevitt, S., Dowrick, C., & White, R. (2020). Systematic review of factors associated with quality of life of asylum seekers and refugees in high-income countries. *Confl Health*, 14(48), <https://doi.org/10.1186/s13031-020-00292-y>
- Zablodska, I.V., Sieriebriak, K.I., & Balakireva, O.M. (2022). Concept of theoretical re-thinking of the social quality of life of Ukrainians. *Journal of Economic Reforms*, 1(45), 71-85, <https://doi.org/10.32620/cher.2022.1.08> [In Ukrainian].